

RuggedClient-KLU

TOUCH SCREEN, ANTI-SPRAY



21.5" INDUSTRIAL TOUCH PANEL PC WITH 7TH GEN INTEL® CORE™ / CELERON® U-SERIES PROCESSORS

- ▶ 1x DP, 1x HDMI 2.0 for display output
- ▶ 2x GbE LAN for Ethernet
- ▶ 4x USB 3.0, 2x RS232/422/485 for peripherals
- ▶ 1x 2.5" SATA 3.0 HDD / SSD for storage
- ▶ 1x M.2 Key B, 1x mPCIe Socket for expansion

POSSIBILITIES START HERE



RuggedClient-KLU

21.5" INDUSTRIAL TOUCH PANEL PC WITH 7TH GEN INTEL® CORE™ / CELERON® U-SERIES PROCESSORS


RuggedClient-KLU Panel PC with 7th Generation Intel® Core™ / Celeron® U-Series Processors has better graphics performance, power efficiency, and wireless connectivity compared to the former generation. In addition to 1x DP, 1x HDMI 2.0, 4x USB 3.0, 2x COM, and 2x GbE LAN for display output, peripheral applications and wired networking, it also has a variety of expansion slots /sockets

for wireless, storage or other function expansion, including 1xM.2 Key B, 1x mPCIe sockets.

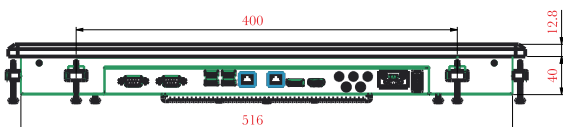
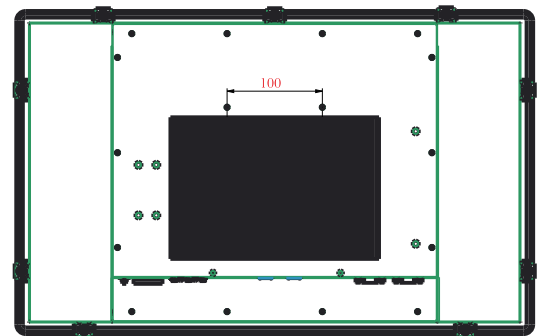

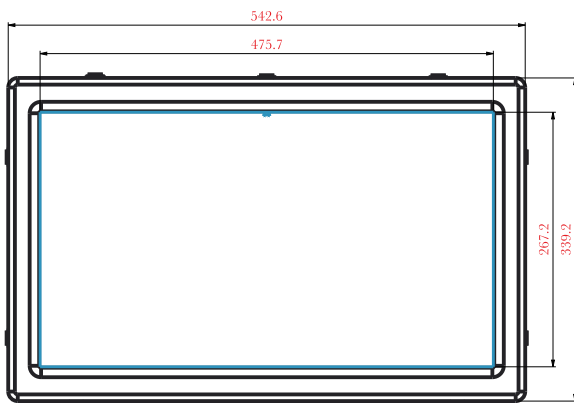
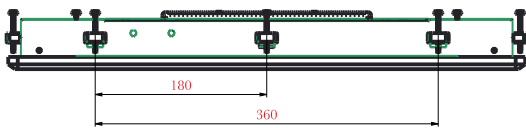
Finally, an IP65-rated aluminium front bezel that houses the LCD display can not only provide good resistance to water spray and makes it suitable for harsh environments.

▶ PRODUCT HIGHLIGHTS

- ▶ 21.5" 5-wire resistive single touch LCD display
- ▶ 7th Gen Intel® Core™ / Celeron® U-Series CPU (FCBGA Socket, 15 W TDP)
- ▶ 2x DDR4 2133 SO-DIMM memory socket
- ▶ 1x DP, 1x HDMI 2.0 for video output
- ▶ 2x GbE LAN for Ethernet
- ▶ 4x USB 3.0 for USB device connection
- ▶ 2x RS232/422/485 for serial device connection
- ▶ 1x 2.5" SATA 3.0 HDD / SSD storage support
- ▶ 1x M.2 Key B, 1x mPCIe Socket for expansion
- ▶ IP65 front design



▶ MECHANICAL DIMENSIONS



unit: mm

TECHNICAL INFORMATION

SYSTEM	PROCESSOR MEMORY	Intel® Core™ i7-7600U (Dual Core, 4M Cache, up to 3.90 GHz, FCBGA1356, 15 W TDP) Intel® Core™ i5-7300U (Dual Core, 3M Cache, up to 3.50 GHz, FCBGA1356, 15 W TDP) Intel® Core™ i3-7100U (Dual Core, 3M Cache, 2.40 GHz, FCBGA1356, 15 W TDP) Intel® Celeron® 3965U (Dual Core, 2M Cache, 2.20 GHz, FCBGA1356, 15 W TDP) 2x DDR4 2133 SO-DIMM up to 32 GByte
VIDEO	GRAPHICS DISPLAY SOZE ASPECT RATIO BACKLIGHT RESOLUTION BRIGHTNESS (cd/m², typ.) CONTRAST RATIO (typ.) COLOR VIEWING ANGLE (L/R/H/L) TOUCH DISPLAY INTERFACE MULTIPLE DISPLAY	Intel® HD Graphics 620 (Core™ i processor) Intel® HD Graphics 610 (Celeron® processor) 21.5 inch 16 : 9 LED 1920 x 1080 Full HD 250 5000 : 1 16.7M 89 ° / 89 ° / 89 ° / 89 ° 5-wire resistive 1x HDMI 2.0 (on rear, 4096 x 2160 @ 60 Hz) 1x DP (on rear, 4096 x 2304 @ 60 Hz) Triple
AUDIO	AUDIO CODEC AUDIO INTERFACE	Realtek ALC662 1x Line-in (on rear) 1x Line-out (on rear) 1x Mic-in (on rear)
NETWORK CONNECTION	ETHERNET	2x GbE LAN (RJ45 on rear, 1x Intel® I219-LM, 1x Intel® I210-AT)
PERIPHERAL CONNECTION	USB SERIAL PORT	4x USB 3.0 (Type A on rear) 2x RS232/422/485 (DB9 on rear, w/ auto flow control for RS485)
STORAGE & EXPANSION	SATA mPCIe M.2 SIM CARD HOLDER	1x 2.5" SATA 3.0 HDD / SSD 1x mPCIe (full size) 1x M.2 Key B Socket (Type 2242 / 3042, mixed w/ USB 2.0 or SATA 3.0) 1x SIM Card Cage (optional, switchable for mPCIe or M.2)
POWER	INPUT VOLTAGE CONNECTOR	DC 12 V Phoenix Connector (on rear)
FIRMWARE	BIOS WATCHDOG H/W MONITOR REAL TIME CLOCK SECURITY	AMI uEFI BIOS w/ 128 Mb SPI Flash Programmable WDT to generate system reset event Input & Core Voltages, CPU & System Temperatures Processor integrated RTC TPM 2.0 for Core™ i7 / i5 model (Infineon SLB 9665)
SYSTEM CONTROL	BUTTON & SWITCH	1x Power Switch (on rear) 1x Power LED (on rear) 1x Storage LED (on rear)
COOLING	COOLING METHOD	Passive
SOFTWARE	OS SUPPORT	Windows 10, Linux
MECHANICAL	CONSTRUCTION DIMENSIONS (W x H x D) WEIGHT MOUNTING	Metal Chassis + Aluminum Front Bezel 542.6 mm x 339.2 mm x 59.8 mm / 21.36" x 13.35" x 2.35" 6,800 g / 14.99 lb VESA Mount, Panel Mount
ENVIRONMENTAL	OPERATION TEMPERATURE STORAGE TEMPERATURE HUMIDITY	0 °C ~ 50 °C / 32 °F ~ 122 °F -20 °C ~ 70 °C / -4 °F ~ 158 °F 0 % ~ 95 %
CERTIFICATION	EMC & SAFETY INGRESS PROTECTION	CE Class A, FCC Class A IP65 (front)

▶ ORDERING INFORMATION

ARTICLE	DESCRIPTION
RuggedClient-KLU0-215-R	Intel® Core™ i3-7100U, w/o TPM, w/o iAMT
RuggedClient-KLU1-215-R	Intel® Core™ i7-7600U, w/ TPM, w/ iAMT
RuggedClient-KLU2-215-R	Intel® Core™ i5-7300U, w/ TPM, w/ iAMT
RuggedClient-KLU3-215-R	Intel® Celeron® 3965U, w/o TPM, w/o iAMT

ACCESSORIES

ARTICLE	PART NO.	DESCRIPTION
POWER ADAPTER	0I0902GST60A102L	Input: AC 90 V ~ 264 V, output: DC 12V, 60 W
POWER CORD (depending on country)	0C5060000000020L	EU type
	0C5060000000030L	US type
	0C5060000000040L	UK type
	0C5060000000070L	JP type
	0C5060000000090L	CN type
	0C5060000000110L	AU type
VESA MOUNTING KIT*	0ZMMWALL-MNTA100	Hole pattern: 100 mm x 100 mm & 75 mm x 75 mm, dimension: 163 mm x 130 mm
WIFI+BT MODULE KIT*	0ZHKAWCB161H0004	Azurewave AW-CB161H w/ Antenna, 400 mm Cable, Mylar, Bracket

The asterisk (*) means optional item.

▶ PRODUCT CONTACT POINT

KONTRON ASIA INC.

4F, No. 415, Ti-Ding Blvd., Sec. 2,
Neihu District, Taipei, Taiwan 114741
Tel.: + 886 2 2799 2789
Fax: + 886 2 2799 7399
SalesAsia@kontron.com
www.kontron.com